











SIZE GUIDE

LOUNGEWEAR | INTERNATIONAL

ALL MEASUREMENTS ARE IN CM.

Item		Detail	Small	Medium	Large	X-Large
Cami Top		1 Bust	80	88	96	–
		2 Length (top of shoulder to bottom end)	52	55	57	–
			Bias cut with adjustable shoulder straps.			
Cami Shorts		1 Waist	82-102 Median (92)	86-108 Median (97)	90-112 Median (101)	–
		2 Length (outside)	30	34		–
			Draw string at the front and elasticated back. Waist measurements indicate from most relaxed to fully stretched.			
Children Pyjama						
Top		1 Chest	78	86	92	98
		2 Sleeve length	32.5	35	42	44
		3 Length (top of shoulder to bottom end)	49	55	60	64
			Generously cut for maximum comfort.			
Trousers		1 Waist	46-76 Median (61)	50-80 Median (65)	54-86 Median (69)	56-90 Median (73)
		2 Length (outside)	55	58	63	70
			Fully elasticated waistband. Waist measurements indicate from most relaxed to fully stretched.			
Woman Pyjama						
Pyjama Top		1 Bust	108	110	118	–
		2 Sleeve length	52	58	60	–
		3 Length (top of shoulder to bottom end)	64	68	71	–
			Designed to be comfortable. Generously cut on the bias for a flattering fit.			
Pyjama Trousers		1 Waist	92-120 Median (106)	100-120 Median (110)	100-126 Median (113)	–
		2 Length (outside)	93	99	107	–
			Draw string at the front and elasticated back. Waist measurements indicate from most relaxed to fully stretched.			
Sleeveless Dress		1 Bust	85	95	118	–
		2 Length (top of shoulder to bottom end)	92	95	97	–
			Cut for comfort. A line shape. Pin tucks at the scoop neckline.			
Sleeveless Top		1 Bust	85	95	118	–
		2 Length (top of shoulder to bottom end)	62	65	68	–
			Same shape as Sleeveless Dress, but shorter length.			